



# CSCI-UA.0201


## Computer Systems Organization

### Machine-Level Programming III

Mohamed Zahran (aka Z)  
mzahran@cs.nyu.edu  
<http://www.mzahran.com>

Some slides adapted  
(and slightly modified)  
from:

- Clark Barrett
- Jinyang Li
- Randy Bryant
- Dave O'Hallaron



# How to implement loops?

- do-while
- while
- for

# “Do-While” Loop Example

## C Code

```
long pcount_do
(unsigned long x) {
    long result = 0;
    do {
        result += x & 0x1;
        x >>= 1;
    } while (x);
    return result;
}
```

## Goto Version

```
long pcount_goto
(unsigned long x) {
    long result = 0;
    loop:
        result += x & 0x1;
        x >>= 1;
        if(x) goto loop;
    return result;
}
```

- Count number of 1's in argument x
- Use conditional branch to either continue looping or to exit loop

# “Do-While” Loop Compilation

## Goto Version

```
long pcount_goto
(unsigned long x) {
    long result = 0;
loop:
    result += x & 0x1;
    x >>= 1;
    if(x) goto loop;
    return result;
}
```

Register	Use(s)
%rdi	Argument x
%rax	result

```
        movl    $0, %rax    # result = 0
.L2:                                # loop:
        movq   %rdi, %rdx
        andl  $1, %rdx    # t = x & 0x1
        addq  %rdx, %rax  # result += t
        shrq  %rdi        # x >>= 1
        jne   .L2         # if (x) goto loop
        ret
```

# General “Do-While” Translation

C Code

```
do  
    Body  
while (Test);
```

Goto Version

```
loop:  
    Body  
    if (Test)  
        goto loop
```

# General “While” Translation #1

- “Jump-to-middle” translation

While version

```
while (Test)  
    Body
```



Goto Version

```
    goto test;  
loop:  
    Body  
test:  
    if (Test)  
        goto loop;  
done:
```

# While Loop Example #1

## C Code

```
long pcount_while
(unsigned long x) {
    long result = 0;
    while (x) {
        result += x & 0x1;
        x >>= 1;
    }
    return result;
}
```

## Jump to Middle


```
long pcount_goto_jtm
(unsigned long x) {
    long result = 0;
    goto test;
loop:
    result += x & 0x1;
    x >>= 1;
test:
    if(x) goto loop;
    return result;
}
```

- Compare to do-while version of function
- Initial goto starts loop at test

# General “While” Translation #2

While version

```
while (Test)  
  Body
```



Do-While Version

```
if (!Test)  
  goto done;  
do  
  Body  
  while(Test);  
done:
```



Goto Version

```
if (!Test)  
  goto done;  
loop:  
  Body  
  if (Test)  
    goto loop;  
done:
```

- “Do-while” conversion



# While Loop Example #2

## C Code

```
long pcount_while
(unsigned long x) {
    long result = 0;
    while (x) {
        result += x & 0x1;
        x >>= 1;
    }
    return result;
}
```

## Do-While

```
long pcount_goto_dw
(unsigned long x) {
    long result = 0;
    if (!x) goto done;
loop:
    result += x & 0x1;
    x >>= 1;
    if(x) goto loop;
done:
    return result;
}
```

- Compare to do-while version of function
- Initial conditional guards entrance to loop

# “For” Loop Form

## General Form

```
for ( Init; Test; Update )  
    Body
```

```
#define WSIZE 8*sizeof(int)  
long pcount_for  
    (unsigned long x)  
{  
    size_t i;  
    long result = 0;  
    for (i = 0; i < WSIZE; i++)  
    {  
        unsigned bit =  
            (x >> i) & 0x1;  
        result += bit;  
    }  
    return result;  
}
```

Init

```
i = 0
```

Test

```
i < WSIZE
```

Update

```
i++
```

Body

```
{  
    unsigned bit =  
        (x >> i) & 0x1;  
    result += bit;  
}
```

# “For” Loop $\square$ While Loop

For Version

```
for (Init; Test; Update )  
    Body
```



While Version

```
Init;  
while (Test) {  
    Body  
    Update;  
}
```

# For-While Conversion

Init

```
i = 0
```

Test

```
i < WSIZE
```

Update

```
i++
```

Body

```
{  
    unsigned bit =  
        (x >> i) & 0x1;  
    result += bit;  
}
```

```
long pcount_for_while  
    (unsigned long x)  
{  
    size_t i;  
    long result = 0;  
    i = 0;  
    while (i < WSIZE)  
    {  
        unsigned bit =  
            (x >> i) & 0x1;  
        result += bit;  
        i++;  
    }  
    return result;  
}
```

# Switch statement

```
long switch_eg
(long x, long y, long z)
{
    long w = 1;
    switch(x) {
    case 1:
        w = y*z;
        break;
    case 2:
        w = y/z;
        /* Fall Through */
    case 3:
        w += z;
        break;
    case 5:
    case 6:
        w -= z;
        break;
    default:
        w = 2;
    }
    return w;
}
```

## Example

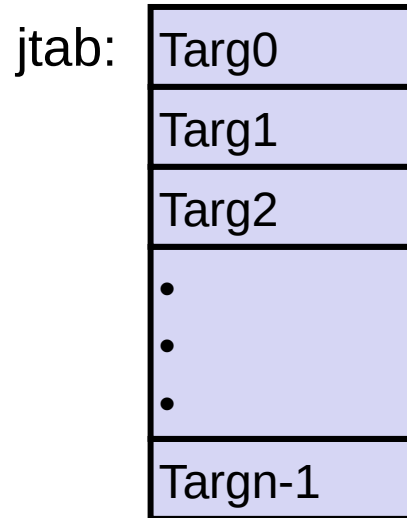
- Multiple case labels
  - Here: 5 & 6
- Fall through cases
  - Here: 2
- Missing cases
  - Here: 4

# Jump Table Structure

## Switch Form

```
switch(x) {  
  case val_0:  
    Block 0  
  case val_1:  
    Block 1  
    ...  
  case val_n-1:  
    Block n-1  
}
```

## Jump Table



## Jump Targets

Targ0: Code Block 0

Targ1: Code Block 1

Targ2: Code Block 2

•  
•  
•

Targn-1: Code Block n-1

## Translation (Extended C)

```
goto *JTab[x];
```

# Switch Statement Example

```
long switch_eg(long x, long y, long z)
{
    long w = 1;
    switch(x) {
        . . .
    }
    return w;
}
```

Setup:

```
switch_eg:
    movq    %rdx, %rcx
    cmpq    $6, %rdi    # x:6
    jg     .L8
    jmp     *.L4(, %rdi, 8)
```

Register	Use(s)
%rdi	Argument x
%rsi	Argument y
%rdx	Argument z
%rax	Return value

Note that w not initialized here



# Switch Statement Example

```
long switch_eg(long x, long y, long z)
{
    long w = 1;
    switch(x) {
        . . .
    }
    return w;
}
```

Jump table

```
.section .rodata
    .align 8
.L4:
    .quad .L8 # x = 0
    .quad .L3 # x = 1
    .quad .L5 # x = 2
    .quad .L9 # x = 3
    .quad .L8 # x = 4
    .quad .L7 # x = 5
    .quad .L7 # x = 6
```

Setup:

```
switch_eg:
    movq    %rdx, %rcx
    cmpq    $6, %rdi          # x:6
    jg      .L8               # Use default
    jmp     *.L4(,%rdi,8)     # goto *JTab[x]
```

Indirect  
jump



# Assembly Setup Explanation

- Table Structure

- Each target requires 8 bytes
- Base address at .L4

- Jumping

- **Direct:** `jmp .L8`
- Jump target is denoted by label .L8

- **Indirect:** `jmp *.L4(,%rdi,8)`

- Start of jump table: .L4
- Must scale by factor of 8 (addresses are 8 bytes)
- Fetch target from effective Address `.L4 + x*8`
  - Only for  $0 \leq x \leq 6$

## Jump table

```
.section .rodata
    .align 8
.L4:
    .quad .L8 # x = 0
    .quad .L3 # x = 1
    .quad .L5 # x = 2
    .quad .L9 # x = 3
    .quad .L8 # x = 4
    .quad .L7 # x = 5
    .quad .L7 # x = 6
```

# Jump Table

Jump table

```
.section .rodata
    .align 8
.L4:
    .quad .L8 # x = 0
    .quad .L3 # x = 1
    .quad .L5 # x = 2
    .quad .L9 # x = 3
    .quad .L8 # x = 4
    .quad .L7 # x = 5
    .quad .L7 # x = 6
```

```
switch(x) {
case 1:      // .L3
    w = y*z;
    break;
case 2:      // .L5
    w = y/z;
    /* Fall Through */
case 3:      // .L9
    w += z;
    break;
case 5:
case 6:      // .L7
    w -= z;
    break;
default:    // .L8
    w = 2;
}
```

# Code Blocks (x == 1)

```
switch(x) {  
case 1:    // .L3  
    w = y*z;  
    break;  
    . . .  
}
```

```
.L3:  
    movq    %rsi, %rax    # y  
    imulq   %rdx, %rax    # y*z  
    ret
```

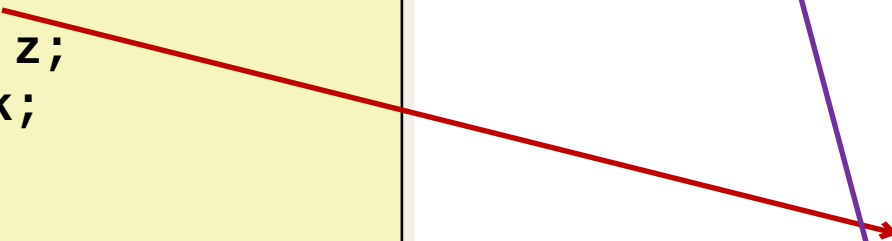
Register	Use(s)
%rdi	Argument x
%rsi	Argument y
%rdx	Argument z
%rax	Return value

# Handling Fall-Through

```
long w = 1;
...
switch(x) {
...
case 2:
    w = y/z;
    /* Fall Through */
case 3:
    w += z;
    break;
...
}
```

```
case 2:
    w = y/z;
    goto merge;
```

```
case 3:
    w = 1;
merge:
    w += z;
```



# Code Blocks (x == 2, x == 3)

```
long w = 1;
...
switch(x) {
...
case 2:
    w = y/z;
    /* Fall Through */
case 3:
    w += z;
    break;
...
}
```

```
.L5:                                # Case 2
    movq    %rsi, %rax
    cqto
    idivq   %rcx                    # y/z
    jmp     .L6                     # goto merge
.L9:                                # Case 3
    movl    $1, %eax                # w = 1
.L6:                                # merge:
    addq    %rcx, %rax              # w += z
    ret
```

Register	Use(s)
%rdi	Argument x
%rsi	Argument y
%rdx	Argument z
%rax	Return value

# Code Blocks (x == 5, x == 6, default)

```
switch(x) {  
    . . .  
    case 5: // .L7  
    case 6: // .L7  
        w -= z;  
        break;  
    default: // .L8  
        w = 2;  
}
```

```
.L7:                # Case 5, 6  
    movq    $1, %rax    # w = 1  
    subq    %rdx, %rax  # w -= z  
    ret  
.L8:                # Default:  
    movl    $2, %eax    # 2  
    ret
```

Register	Use(s)
%rdi	Argument x
%rsi	Argument y
%rdx	Argument z
%rax	Return value

# Conclusions

- C Control
  - if-then-else
  - do-while
  - while, for
  - switch
- Assembler Control
  - Conditional jump
  - Conditional move
  - Indirect jump (via jump tables)
  - Compiler generates code sequence to implement more complex control